

CONGENITAL CARDIOLOGY TODAY

News and Information for Pediatric and Congenital Cardiovascular Physicians and Surgeons

Vol. 5 / Issue 3A
March 2007
North American Edition

SPECIAL 6TH WORKSHOP ON INTERVENTIONAL PEDIATRIC CARDIOLOGY EDITION

INSIDE THIS ISSUE

Workshop on Interventional Pediatric Cardiology - March 28-31, 2007

by Mario Carminati, MD ~P. 1

The 5th Workshop IPC Gala Dinner at the Castello Cusani Visconti ~P. 4

The 6th Workshop IPC Gala Dinner at the Villa San Carlo Borromeo ~P. 5

Workshop International Faculty ~P. 6

Wednesday Sessions ~P. 6

Wednesday Parallel Sessions ~P. 7

Thursday Morning Sessions ~P. 10

Thursday Afternoon Sessions ~P. 11

Friday Morning Sessions ~P. 12

Friday Afternoon Sessions ~P. 12

Live Case Venues and Team Leaders ~P. 13

Course Directors ~P. 13

Saturday Morning Sessions ~P. 14

Saturday Afternoon Sessions ~P. 14

For Workshop Information ~P. 15

CONGENITAL CARDIOLOGY TODAY
9008 Copenhaver Drive, Ste. M
Potomac, MD 20854 USA
Tel: +1.301.279.2005
Fax: +1.240.465.0692
www.CongenitalCardiologyToday.com

Editorial and Subscription Offices:
16 Cove Road, Ste. 200
Weekapaug, RI 02891 USA

© 2007 by Congenital Cardiology Today (ISSN 1554-7787-print; ISSN 1554-0499-online). Published monthly. All rights reserved. Congenital Cardiology provides timely news and information for pediatric and congenital cardiologists. Statements or opinions expressed in Congenital Cardiology Today reflect the views of the authors and sponsors, and are not necessarily the views of Congenital Cardiology Today.

WELCOME TO THE 6TH INTERNATIONAL WORKSHOP ON INTERVENTIONAL PEDIATRIC CARDIOLOGY - MARCH 28-31, 2007

By Mario Carminati, MD

Dear Friends and Colleagues,



It is my pleasure to invite you to attend the 6th International Workshop on Interventional Pediatric Cardiology! The meeting will be held in San Donato Milanese on the 28th - 31st of March, 2007.

Objective: the focus of the meeting will be "state of the art" and future perspectives on interventional catheterization procedures for the treatment of congenital heart disease from fetal life to adulthood.

The faculty will consist of 45 international speakers with worldwide recognized expertise, including: L. Benson - Toronto (Canada); F. Berger - Berlin (Germany); P. Bonhoeffer - London (UK); Z.M. Hijazi - Chicago (USA); C. Mullins - Houston (USA); J.F. Piéchaud - Paris (France); M. Ranucci - San Donato (Italy); S.A. Qureshi - London (UK); H. Sievert - Frankfurt (Germany); and K.P. Walsh - Dublin (Ireland) to mention a few.

Our target audience is Pediatric Cardiologists and Adult Cardiologists interested in congenital/structural heart disease, Juniors, Fellows, Nurses, Technicians. Taking into account the interdisciplinary interest of some topics, Cardiac Surgeons, Anesthesiologists, Pediatricians, Neonatologists and Neurologists are very welcome to attend.

The 6th Workshop IPC Overview: the first day will be dedicated to Pediatric Cardiologists as well as to Cath Lab Nurses and Technicians and will focus on the basis steps for the most common interventional procedures. A detailed presentation by major players in the industry of their products and how to use them will also be provided.



**Watch a Perimembranous VSD Live Case from the
5th Annual Workshop IPC 2005 on the Web at**

www.chdvideo.com/videos/video2/

Watch a Perimembranous VSD Live Case from the 5th ANNUAL Workshop IPC 2005 on the Web at www.CHDVideo.com

First in a Series from the International Workshop on Interventional Pediatric Cardiology

Title: "Perimembranous VSD"

Site: San Donato Hospital (Milan, Italy)

Procedure: VSD Closure with Amplatzer Membranous VSD Occluder

Operators: Dr. M. Carminati, Dr. J. Bass, Dr. G.F. Butera, Dr. D. Hagler and Dr. M. Carozza

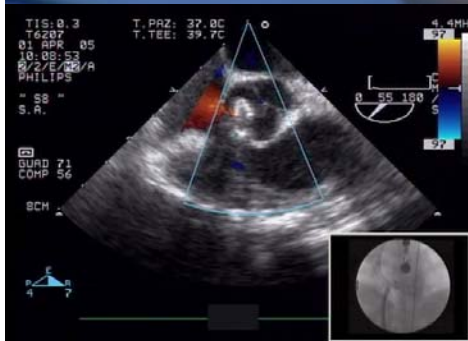
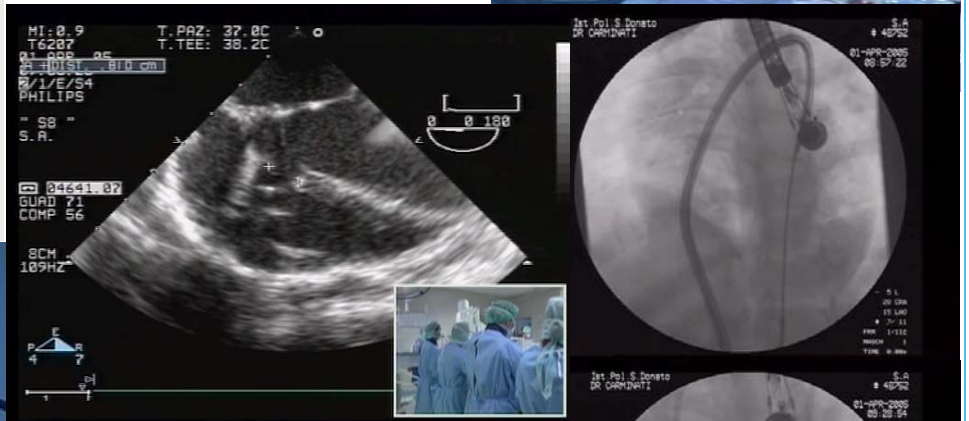
Watch this 30 minute video in its entirety.

Produced by

International Workshop on Interventional Pediatric Cardiology

To register or learn more about the 6th Annual Workshop IPC 2007:

www.workshopIPC.com



If you would like to be notified when other videos in the series are available, please send an email to:

WorkshopIPC@CHDVideo.com



Video Live Cases Hosted by **Congenital** Cardiology Today



6th

International Workshop on Interventional Pediatric Cardiology

March 28th-31st 2007

Crowne Plaza Hotel
San Donato Milanese, Milan (Italy)

"The official language will be English; simultaneous translation will be provided."

During the following three days, several topics will be covered, such as: closure of ASD, PFO, VSD, AV fistulas, stent implantation (including new stent technologies and applications), transcatheter valve replacement/repair, hybrid procedures, overview of complications, "tips and tricks" when performing difficult procedures, presentation of challenging cases and much more!

ECM/CME/USA Credits have been requested for Physicians, Nurses and Technicians. Physicians will obtain credits for attending the entire Workshop (4 days). Referring to the categories of Nurses and Technicians, please note that a maximum number of 50 participants will be admitted to the first teaching-day workshops. However, both categories will be welcome to attend the entire event!

Based on positive feedback from the previous meetings, live case transmissions from the Cath Labs in San Donato, Genoa, Massa, Naples, Berlin and Budapest will represent the core activity of the 6th Workshop. Live interaction between participants and operators through audio-video connection with the Cath Labs will be particularly exciting, as well as educational. The official language will be English; simultaneous translation will be provided. On behalf of myself and the co-course directors, we look forward to seeing you in San Donato!

Mario Carminati, MD
 Course Director
 6th Workshop on Interventional Pediatric Cardiology

-CCT-




The 5th Workshop IPC Gala Dinner at the Castello Cusani Visconti

The 5th Workshop IPC's Gala Dinner's location was exceptional for its beauty and fame: the Castello Cusani Visconti, now Procaccini, in Chignolo Po.

Close to Milan, this fabulous castle was built in 1200 and was partially rebuilt between the XVII and the XVIII centuries by Cardinal Cusani, who enlarged the beautiful "Corte" (courtyard) and the gardens. During the XVIII century, the Castle echoed the "fasti" of Versailles! Following this glorious past, during our Gala the 300 guests were welcomed in the Corte of the Castle by flag-holders, swordsmen, jugglers and jesters, all dressed with ancient costumes, performing a number of exciting spectacles in a perfect medieval atmosphere. During the dinner, on the first floor of the Castle, magicians, fortune-tellers and painters passed by all tables, interacting with guests, making funny jokes and performing tricks. To get an idea of the whole ambience, please have a look at the following link - www.workshopIPC.com/.

Following the great success of the 2005 Gala event, this year's location will be held at the Villa San Carlo Borromeo in Senago, not far from the Congress venue.

~CCT~



"Following the great success of the 2005 Gala event, this year's location will be held at the Villa San Carlo Borromeo in Senago, not far from the Congress venue."



The 6th Workshop IPC Gala Dinner at the Villa San Carlo Borromeo

The Villa San Carlo Borromeo, surrounded by an age-old 24 acre park, lies upon a man-made hill, the site of a Celtic settlement in the 8th century B.C. Subsequently, on the same ground, the Romans built a stronghold, used by Julius Cesar. Afterward the Longobards came, and turned it into a fortress; And upon its ruins, the Visconti family turned the fortress into the present "palace." Around 1630, Federico Borromeo gathered in the Villa the well-known theologians of the time, to save them from the plague that was devastating Milan. A few years later, Giberto Borromeo enriched the palace with the interior decorations, furniture and magnificent works of art which we today we can still admire.

Throughout seven centuries a number of famous people spent time at the Villa, such as Leonardo da Vinci, writers and artists connected to the Sforza Family, St Charles Borromeo, Ippolito Pindemonte, Denis Diderot, Stendhal, Alessandro Manzoni, Benedetto Croce, Giovanni Verga, Luigi Pirandello and, more recently, Eugène Ionesco and Jorge Louis Borges.

In 1983, the Second Renaissance International University purchased the Villa and the park from the Borromeo Family to perform substantial restoration, to save and preserve this magnificent site, and to establish its headquarters. Nowadays the Villa is a venue for modern and contemporary art museum, as well as artistic and intellectual seminars and meetings involving worldwide professionals.

Uniquely, the 6th Workshop IPC Gala Dinner welcome cocktail will be held in the museum, which at that time will host a multicultural artworks exhibition, and the dinner will be served in the most beautiful rooms of the main part of the Villa, such as the "Sala Roma", with paintings of Popes and Cardinals from the XVI and XVIII centuries.

~CCT~

"The Villa hosted famous people such as Leonardo da Vinci, St. Charles Borromeo, Ippolito Pindemonte, Denis Diderot, Stendhal, Alessandro Manzoni, Benedetto Croce, Giovanni Verga, Luigi Pirandello and, more recently, Eugène Ionesco and Jorge Louis Borges."



WEDNESDAY—MARCH 28th

7:45-8:30 a.m. Registration

8:30-8:45 a.m. Welcome and introduction – *M. Carminati*

8:45-11:00 a.m. Presentations of devices, balloons, stents, and more to treat congenital cardiovascular defects

Coffee Break

11:15 a.m.-1:00 p.m. “Hands-on” Sessions in the Exhibition Area

Lunch

2:00-6:00 p.m. Workshop for Physicians

(Main Auditorium)

Co-Chairs: *M. Carminati, A. Szatmári*

- “How to do” interventional procedures: PDA closure – *A. Szatmári*
- ASD/PFO closure – *M. Gewillig*
- VSD closure – *G. Butera Stenting*
- Pulmonary arteries – *J. Weil*
- Stenting coarctation – *G. Brzezinska*
- Current experience with percutaneous pulmonary valve insertion – *P. Bonhoeffer*
- Radiofrequency perforation in pulmonary atresia with intact ventricular septum – *S.A. Qureshi*
- Retrieval techniques – *G. Brzezinska*
- Embolization of persistent arterial or arteriovenous vessels or communications – *M. Witsenburg*

Televoting

6:00-7:00 p.m. Visit to the Exhibition Area - “Cheese and Wine”



WORKSHOP INTERNATIONAL FACULTY

AUSTRIA

G. Tulzer - Linz

BELGIUM

M. Gewillig - Leuven

CANADA

L. Benson - Toronto

FRANCE

J.F. Piéchaud - Paris

D. Sidi - Paris

GERMANY

F. Berger - Berlin

D. Schranz - Giessen

H. Sievert - Frankfurt

J. Weil - Hamburg

HOLLAND

M. Witsenburg - Rotterdam

HUNGARY

A. Szatmári - Budapest

IRELAND

K.P. Walsh - Dublin

ITALY

E. Agostoni - Lecco

O. Alfieri - Milan

A. Frigiola - San Donato

V. Fesslova - San Donato

S. Giusti - Massa

P. Guccione - Rome

G. Pongiglione - Genoa

M. Ranucci - San Donato

G. Sangiorgi - Milan

G. Santoro - Naples

I. Spadoni - Massa

POLAND

G. Brzezinska-Rajszyz - Warsaw

SWITZERLAND

B. Meier - Bern

USA

Z. Amin - Omaha

J.L. Bass - Minneapolis

J.P. Cheatham - Columbus

W.E. Hellenbrand - New York

D.J. Hagler - Rochester

Z.M. Hijazi - Chicago

A. Ludomirsky - St. Louis

C. Mullins - Houston

C.E. Ruiz - New York

W. Tworetzky - Boston

UK

R.H. Anderson - London

P. Bonhoeffer - London

A. Frigiola - London

J.V. De Giovanni - Birmingham

S.A. Qureshi - London

M. Tynan - London

N. Wilson - London

WEDNESDAY- MARCH 28th—Parallel Sessions

Parallel Session 1

2:00-6:00 p.m. Workshop for Nurses

(Room A) - max 50 attendants

Co-Chairs: *L. Drago, T. Kempton*

- Preparation of patients candidates for interventional procedures – *S. Timi*
- Monitoring – *M. Ranucci*
- Sedation/anesthesia – *M. Ranucci*
- Body temperature control – *E. Opipari*
- Basic materials for the most common procedures – *L. Drago*
- Fluids/electrolyte balance – *T. Kempton*
- Anticoagulation – *E. Zarlenga*
- Emergencies – *A. Orefice*
- Post-procedure monitoring – *R. Avram*
- Nurse involvement in the running of a hybrid suite – *S. Hill*

Parallel Session 2

2:00-6:00 p.m. Workshop for X-Ray Technicians

(Room B) - max 50 attendants

Co-Chairs: *G. Salvo, G. Bolla*

- Ray equipment: technical features – *D. Catania*
- Radioprotection – *D. Catania*
- Angiographic projections for different procedures – *M. Pasquato*
- Use of contrast media in pediatric cardiac haemodynamic studies - *F. Maiuri*
- Images post-processing and measurements – *G. Bolla*
- Integration of fluoro and echo imaging – *M. Chessa*
- MR imaging – *A. Iozzelli*

"It has been my pleasure to serve on the faculty of Dr. Mario Carminati's International Workshop on Interventional Pediatric Cardiology for the past 6 years. This unique meeting is held every 2 years and is the 6th such gathering of interventional cardiologists from across the globe. The every 2-year format keeps the meeting topics 'fresh' with very little repeat lectures or live case demonstrations. In addition, the special Workshop for young physicians and nurses involved with cardiac catheterization procedures held on the 1st day is an excellent way for faculty and participants to interact. I believe the key to the success of Mario's meeting is the professional staff at San Donato Milanese and the Organizing Committee...they treat everyone like 'family.' Come and find out."

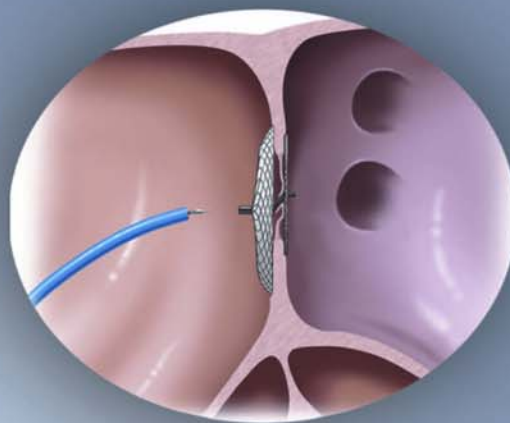
~ John P. Cheatham



AMPLATZER® PFO Occluder

Setting the Standard for Transcatheter Closure of Patent Foramen Ovale

- Simple and Efficient Delivery
- High Rate of Successful Occlusion
- Can be Recaptured and Repositioned Prior to Deployment
- Flexible Waist for Septal Wall Apposition at Defect



For more information
Visit: www.amplatzer.com

Via Nerviano, 31
20020 Lainate (MI)
tel. +39 02 93305.1
fax +39 02 93305.400
e-mail: abmedica@abmedica.it

distributed in Italy by
ab medica
for people who care



AGA Medical
CORPORATION

AGA Medical Corporation 2007. Amplatzer is a registered trademark of AGA Medical Corporation. Not in any way connected with medical gas or equipment sold under the "AGA" brand by AGA AB or its successors.


AMPLATZER® Vascular Plug

Precise Placement for Controlled Occlusion

- Intuitive design allows for smooth delivery
- Effective occlusion
- Can be repositioned prior to release

Common and Potential Usages:

- Aortopulmonary Collaterals
- Arteriovenous Malformations
- Surgical Aortopulmonary Shunts
- Anomalous Venovenous Connections
- Arteriovenous Fistulas
- Peripheral Vessels



PAVM closure
with AMPLATZER
Vascular Plug



Internal Iliac closure
with AMPLATZER
Vascular Plug prior
to AAA stent grafting

For more information
Visit: www.amplatzer.com

Via Nerviano, 31
20020 Lainate (MI)
tel. +39 02 93305.1
fax +39 02 93305.400
e-mail: abmedica@abmedica.it

distributed in Italy by
ab medica
for people who care



AGA Medical
CORPORATION

AGA Medical Corporation 2007. Amplatzer is a registered trademark of AGA Medical Corporation. Not in any way connected with medical gas or equipment sold under the "AGA" brand by AGA AB or its successors.

THURSDAY- MARCH 29th - Morning Sessions

7:30-8:20 a.m. Registration

8.20-8.30 a.m. Welcome and introduction – M. Carminati

8:30-10:30 a.m. SESSION 1 - Fetal and neonatal Interventions

Moderators: *M. Tynan, V. Fesslova*

- Fetal interventions for right heart obstructions – *G. Tulzer*
- Fetal interventions for congenital heart defects: techniques and outcomes – *W. Tworetzky*
- Role of therapeutic ultrasounds – *A. Ludomirsky*
- Critical aortic stenosis in neonates: early/long term results – *A. Szatmári*
- Pulmonary atresia intact ventricular septum: early/long term results – *D. Sidi*

Live cases 1, 2: Naples, San Donato

Coffee Break

11:00 a.m. -1:15 p.m. SESSION 2 - Hybrid Procedures

Moderators: *P. Bonhoeffer, J.L. Bass*

- How to start a hybrid program – *J.P. Cheatham*
- Hybrid treatment of HLHS: the Columbus, Ohio experience – *J.P. Cheatham*
- Hybrid treatment of HLHS: the Giessen Experience – *D. Schranz*
- A hybrid procedure for early management of hypoplastic left heart syndrome: the Toronto experience – *L. Benson*
- Intraoperative stenting of pulmonary arteries – *J.V. De Giovanni*
- Periventricular closure of VSD's – *Z. Amin*

Live cases 3, 4: San Donato



"I have a special feeling of gratitude towards Mario, not only for the privilege of being part of his faculty at the most prestigious Interventional Pediatric Cardiology meeting in Europe, but for having been the seed for our successful Transcatheter Valve Symposium (TVS). The concept of TVS was born in Milan on April 5th, 2003 while Phipp Bonhoeffer and I were enjoying a great "Restretto" espresso at the conclusion of the 4th International Workshop IPC. Mario, your creativity was truly inspirational. Thank you. We hope to see you all at TVS-4 at EuroPCR in Barcelona."

~ Carlos Ruiz

THURSDAY - MARCH 29th - Afternoon Sessions

Lunch

2:00-4:00 p.m. SESSION 3 - Stents

Moderators: S. Giusti, D.J. Hagler

- Stenting pulmonary arteries and systemic veins – C. Mullins
- Stenting of the right ventricular outflow tract – N. Wilson
- Stenting arterial duct in CHD with duct dependent pulmonary flow – M. Gewillig
- Catheter-based completion of the fontan: a non-surgical approach – L. Benson
- Overview of available stents and future perspectives – S.A. Qureshi

Live cases 5, 6: Naples, San Donato

Coffee Break

4:30-6:30 p.m. SESSION 4 - VSD

Moderators: Z.M. Hijazi, L. Benson

- Interventionalists should know the anatomy before attempting to close VSD's in the Cath Lab! – R.H. Anderson
- Tips and tricks to overcome technical difficulties in closing muscular and perimembranous VSD's – K.P. Walsh
- Perimembranous VSD's: what's new in device design and technique to improve results and avoid complications – J.L. Bass
- Device closure of acquired VSD's (post-surgery, post-traumatic, post-infarction) – J.V. De Giovanni
- Update on the European experience of VSD closure – M. Carminati

Live cases 7, 8: San Donato



"I enjoy the meeting, I get to do some live cases and meet friends! The Italians are very kind and make you feel good! Not to forget you eat the best food!"

~ Ziyad M. Hijazi

FRIDAY - MARCH 30th - Morning Sessions

8:30-10:30 a.m. SESSION 5 - PDA, Fistulae, Unusual Access to the HeartModerators: G. Brzezinska, N. Wilson

- PDA closure in small children – G. Pongiglione
- “Silent” PDA: close or not to close? – J. Weil
- Catheter closure of coronary artery fistulae – S.A. Qureshi
- Interventional approach to A-V malformations – M. Witsenburg
- Transhepatic, transthoracic, transapical approaches – M. Gewillig

Live cases 9, 10: Budapest, San Donato**Coffee Break****11:00 a.m.-1:00 p.m. SESSION 6 - ASD**Moderators: W.E. Hellenbrand, J. Weil

- Do we know everything about ASD? A reappraisal of atrial septum anatomy – R.H. Anderson
- Tips and tricks to close difficult ASD's – F. Berger
- ASD closure in adults – M. Chessa
- The changes in cardiac strain and strain rate following ASD closure – A. Ludomirsky
- Early and long term complications of ASD closure: how to avoid them? – Z.M. Hijazi

Live cases 11, 12: Massa, Budapest

FRIDAY - MARCH 30th - Afternoon Sessions

Lunch**2:00-4:00 p.m. SESSION 7 - PFO**Moderators: N. Wilson, M. Witsenburg

- Patients selection for PFO closure: the neurologist point of view – E. Agostoni
- Overview of devices available for PFO closure – H. Sievert
- Tips and tricks to close some difficult PFO's – C.E. Ruiz
- PFO and migraine: close or not to close? – B. Meier
- Cases presentation: should we close the PFO? Panel discussion and audience televoting – M. Carminati

Live cases 13, 14: Massa, San Donato**Coffee Break****4:30-6:30 p.m. SESSION 8 - Case Reports on Difficulties and Complications**Moderators: S.A. Qureshi, Z.M. Hijazi, G. Santoro, P. Guccione, M. Chessa, N. Wilson, W.E. Hellenbrand, J.P. Cheatham, M. Witsenburg, and J.F. Piéchaud**Live cases 15, 16: San Donato****8:30 p.m. GALA DINNER**

“This is obviously, by far the best paediatric interventional meeting in Europe. There is a lot to learn for beginners and the experts. Mario is not only one of the best interventional cardiologists but evidently has a great talent for organizing a really fantastic meeting.”

~ Philipp Bonhoeffer

LIVE CASE VENUES AND TEAM LEADERS

Massa: I. Spadoni, J.V. De Giovanni

- 1) Muscular VSD
- 2) Perimembranous VSD

Naples: G. Santoro, J.F. Piéchaud

- 1) Residual VSD + LPA stenosis
- 2) Aortic coarctation

Budapest: A. Szatmari

- 1) ASD
- 2) Fontan fenestration

Genoa: G. Pongiglione

- 1) Pulmonary vein stenosis (post Mustard)
- 2) Residual VSD

Berlin: F. Berger

- 1) Complex PA + VSD
- 2) Complex PA + VSD

San Donato: M. Carminati, M. Chessa, G. Butera, the San Donato Cardiology Team and other Faculty members

- 1) ASD
- 2) PFO
- 3) PFO
- 4) ASD
- 5) Coronary fistula
- 6) Recoarctation
- 7) Coarctation
- 8) Pulmonary arteries stenosis (post Fallot repair)
- 9) Coarctation
- 10) ASD
- 11) High-muscular VSD
- 12) Mid-muscular VSD



COURSE DIRECTORS

Course Director: Mario Carminati

Course Co-Directors: Gianfranco Butera, Massimo Chessa

San Donato Pediatric Cardiology Team: Mario Carminati, Gianfranco Butera, Massimo Chessa, Carmelo Arcidiacono, Vlasta Fesslova, Angelo Micheletti, Diana Negura, Luciane Piazza, Luca Rosti



SATURDAY - MARCH 31st Morning Sessions

9:30-10:30 a.m. SESSION 9 - Percutaneous Pulmonary Valve ReplacementModerators: *K.P. Walsh, M. Gewillig*

- Percutaneous pulmonary valve implantation - the first North American trial – *L. Benson*
- Percutaneous pulmonary valve replacement – *Z.M. Hijazi*
- Surgical right ventricular remodelling for severe pulmonary insufficiency and right ventricular dysfunction – *A. Frigiola*
- Post interventional/surgical procedure evaluation of exercise capacity and biventricular function – *A. Frigiola*

Live cases 17, 18: Genoa, San Donato**Coffee Break****11:00 a.m.-1:00 p.m. SESSION 10 - Transcatheter Therapy of Aortic and Mitral Valves**Moderators: *A. Frigiola, A. Ludomirsky*

- Aortic/Mitral valves replacement/repair: the surgeon's point of view – *O. Alfieri*
- Percutaneous aortic valve replacement – *G. Sangiorgi*
- Percutaneous mitral valve repair – *C.E. Ruiz*
- Transcatheter treatment of paravalvular leaks: the Frankfurt experience – *H. Sievert*
- Transcatheter treatment of paravalvular leaks: the Mayo Clinic experience – *D. Hagler*

Live cases 19, 20: San Donato, Berlin

SATURDAY - MARCH 31st Afternoon Sessions

Lunch**2:00-4:00 p.m. SESSION 11- Stents for Aortic Arch Obstructions**Moderators: *C. Mullins, Z. Amin*

- Anatomy of aortic arch obstructions – *R.H. Anderson*
- Angioplasty is the primary treatment in adolescents/adults – *H. Sievert*
- Stenting is the primary treatment in adolescent/adults with aortic arch obstructions – *G. Brzezinska*
- Covered stents are the best choice – *G. Butera*
- Early/long term results and complications of stenting aortic arch – *W.E. Hellenbrand*

Live cases 21, 22: Genoa, Berlin**4:00 p.m. Final remarks – M. Carminati**



FOR WORKSHOP INFORMATION

**The Organizing Committee Secretariat
AVIT srl**

Viale Roma, 17 - 36100 Vicenza (Italy)
 Phone: +39 0444 322184/321437
 Fax: +39 0444 321452
 Mobile: +39 335 8382819
 e-mail: info@workshopIPC.com

The 6th Workshop IPC Scientific Committee

Corso Magenta, 56 - 20123 Milano (Italy)
 Phone: +39 02 93790014
 Fax: +39 02 93572845
 Mobile: +39 348 4938097
 e-mail: info@workshopIPC.com

www.workshopIPC.com

© 2006 by Congenital Cardiology Today
 (ISSN 1554-7787-print; 1554-0499-online)
 Published monthly. All rights reserved

Publishing Management

Tony Carlson, Founder
TCarlsonmd@gmail.com
 Richard Koulbanis, Publisher &
 Editor-in-Chief
RichardK@CCT.bz
 John W. Moore, MD, MPH, Medical Editor/
 Editorial Board
JMoore@CHSD.org

Editorial Board

Teiji Akagi, MD
 Zohair Al Halees, MD
 Mazeni Alwi, MD
 Felix Berger, MD
 Fadi Bitar, MD
 Jacek Bialkowski, MD
 Philipp Bonhoeffer, MD
 Mario Carminati, MD
 Anthony C. Chang, MD, MBA
 John P. Cheatham, MD
 Bharat Dalvi, MD, MBBS, DM
 Horacio Faella, MD
 Yun-Ching Fu, MD
 Felipe Heusser, MD
 Ziyad M. Hijazi, MD, MPH
 Ralf Holzer, MD
 Marshall Jacobs, MD
 R. Krishna Kumar, MD, DM, MBBS
 Gerald Ross Marx, MD
 Tarek S. Momenah, MBBS, DCH
 Toshio Nakanishi, MD, PhD
 Carlos A. C. Pedra, MD
 Daniel Penny, MD
 James C. Perry, MD
 Shakeel A. Qureshi, MD
 Andrew Redington, MD
 Carlos E. Ruiz, MD, PhD
 Girish S. Shirali, MD
 Horst Sievert, MD
 Hideshi Tomita, MD
 Gil Wernovsky, MD
 Zhuoming Xu, MD, PhD
 William C. L. Yip, MD
 Carlos Zabal, MD

To Contact an Editorial Board Member

Email to: BOARD@CCT.bz. Place the Board Member's name in the Subject line.

FREE Subscription

Congenital Cardiology Today is available free to qualified professionals worldwide in pediatric and congenital cardiology. International editions available in electronic PDF file only; North American edition available in print. Send an email to Subs@CCT.bz. Include your name, title, organization, address, phone, fax and email.

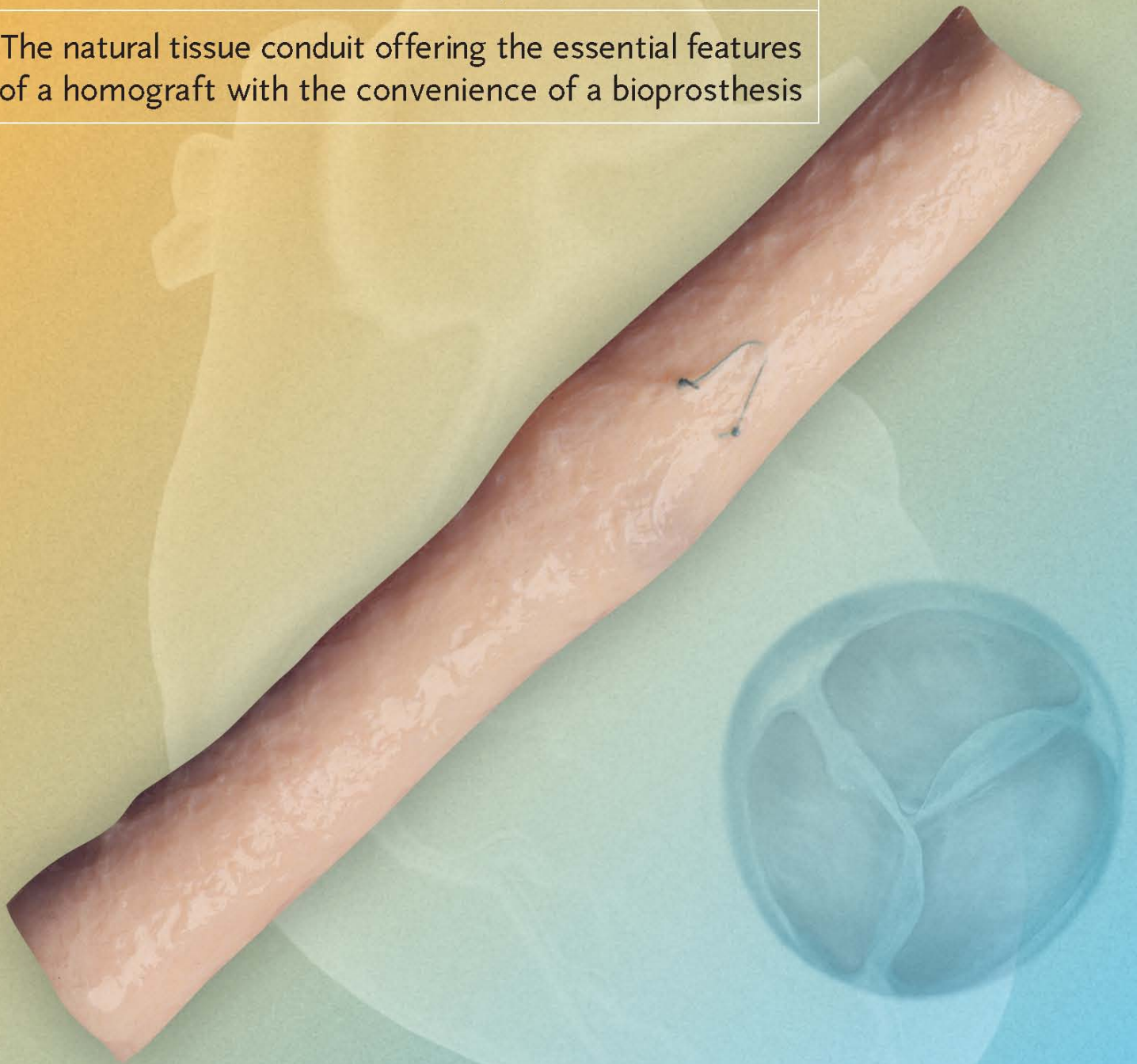
Contacts and Other Information

For detailed information on author submission, sponsorships, editorial, production and sales contact, current and back issues, see website:

www.CongenitalCardiologyToday.com

CONTEGRA[®] Pulmonary Valved Conduit

The natural tissue conduit offering the essential features of a homograft with the convenience of a bioprosthesis



This device has been approved as a humanitarian use device in the U.S.

CONTEGRA[®] Pulmonary Valved Conduit

Indications: See *Humanitarian Use Device section below. **Contraindications:** - Patients 18 years and older. • If, after assessment of the risk to benefit ratio by the physician, superior clinical results are suggested by presently established alternative medical or surgical techniques. **Warnings/Precautions/Side Effects:** Acceptable clinical performance has been established for the Contegra conduit in pediatric patients under the age of 10. Because of the possibility that complications of the device could become apparent only after extended use, a benefit—risk consideration of the long-term use of the Contegra conduit in pediatric patients over 10 years of age is particularly important. General complications reported with valved conduits and biological tissue valves implanted in the heart include: hemorrhage, bleeding diathesis due to use of anticoagulants, residual or increasing transvalvular gradients, progressive neointimal thickening and peeling, progressive stenosis and obstruction, progressive pulmonary hypertension, graft infection, endocarditis, regurgitation, hemolysis, valve malfunction, physical or chemical deterioration, thromboembolism, thrombus, conduit dilatation. For additional information, please refer to the Instructions For Use provided with the product. CAUTION: Federal law (USA) restricts this device to sale by or on the order of a physician.

***Humanitarian Use Device:** Authorized by Federal law for use in patients under 18 years of age for correction or reconstruction of the Right Ventricular Outflow Tract (RVOT) in the following congenital heart malformations: Pulmonary Stenosis, Tetralogy of Fallot, Truncus Arteriosus, Transposition with Ventricular Septal Defect (VSD), Pulmonary Atresia. In addition, the Contegra Pulmonary Valved Conduit is indicated for the replacement of previously implanted but dysfunctional pulmonary homografts or valved conduits. The effectiveness of this device for these uses has not been demonstrated.

UC200703776 EN